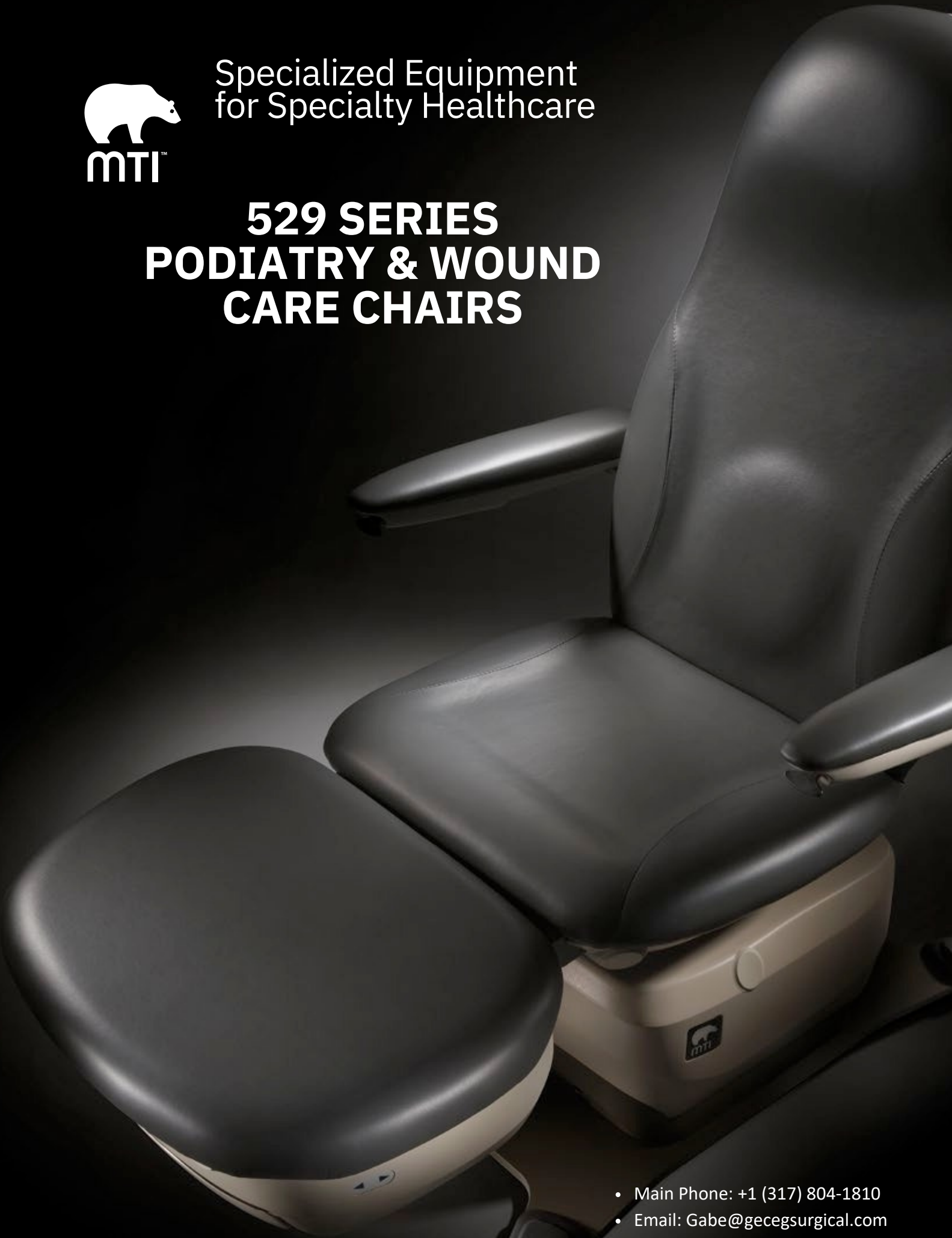




Specialized Equipment
for Specialty Healthcare

529 SERIES PODIATRY & WOUND CARE CHAIRS



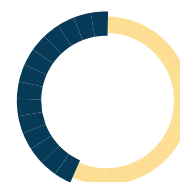
- Main Phone: +1 (317) 804-1810
- Email: Gabe@gecegsurgical.com

Designing for *Accessibility and Safety*

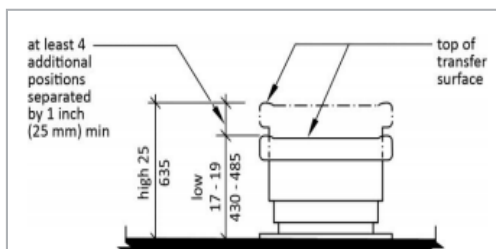
Changing Patient and Healthcare Demographics

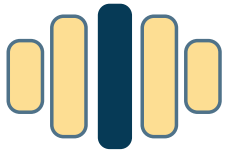
There are a number of factors that led MTI to design ADA compliant accessibility and safety standards into its newest products. Amongst those are the high percentage of people with mobility disabilities, the obesity percentage among U.S. adults, the average age of patients continuing to rise, and the high percentage of healthcare worker injuries.

MTI's ADA compliant accessible chairs and tables can help reduce patient and healthcare worker injury and distress to achieve a true patient and healthcare worker centered design. They also help reduce liability issues and increase patient satisfaction and employee retention using the newest technology and quality standards.



MTI's ADA compliant chairs and tables meet the **17"-19" entry height** and all other ADA requirements.





The Americans with Disabilities Act of 1990

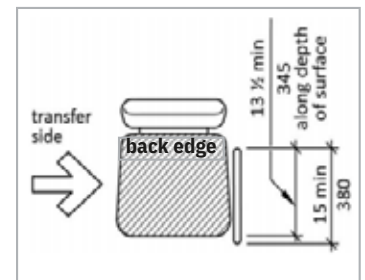
The Americans with Disabilities Act of 1990 (ADA) and Section 504 of the Rehabilitation Act of 1973 are federal civil rights laws that prohibit discrimination against individuals with disabilities in everyday activities. In 2010, Section 510 was added to the Rehabilitation Act of 1973 that requires the Access Board to issue standards for medical, dental and ophthalmic diagnostic equipment to ensure such equipment is accessible to, and usable by, individuals with disabilities.⁴



In 2017, the U.S. Access Board added part 1195 to title 36 of the Code of Federal Regulations as a published document in the Federal Register to meet the requirements of Section 510 of the Rehabilitation Act of 1973 for an ADA compliant chair and table.⁴ Two of the key components to this regulation are the entry height of 17"-19" and a patient transfer support, with which MTI's ADA compliant chairs and tables comply.

Transfer *Supports*

MTI's Transfer Support is ambidextrous, rotates 180 degrees, and meets all ADA requirements.



This information is not to be construed as legal advice. For more information about ADA guidelines, visit the ADA website at www.ada.gov or call the ADA information line toll-free at 800.514.0301 (voice) or 800.514.0383 (TTY).

¹ <https://www.cdc.gov/ncbddd/disabilityandhealth/infographic-disability-impacts-all.html>

² <https://www.cdc.gov/obesity/data/adult.html>

³ <https://www.bls.gov/iif/soii-charts-2018.pdf>

⁴ <https://www.access-board.gov/files/mde/mde-rule.pdf>

SmartTech™

SmartTech™ is the combination of MTI's Smart Controller™ and Smart Safety™ technology using a centralized computer controller that enhances safety, reduces energy consumption, and provides smoother movement, additional memory options and more user preferences.



With a redesigned powered foot section concealing a pull out stainless steel debris tray, MTI has improved on its gold standard line of Podiatry/Wound Care chairs with up to 850 lb patient weight capacity and ADA compliance.5

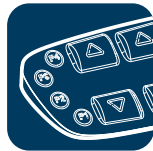
MTI's patented SmartTech™ and ComfortSync™ Technologies enable our Soft Start/Stop and programming for the ultimate in luxury and comfort.

MTI's ADA compliant5 chairs help reduce the likelihood of injuries to patients and caregivers by enabling patients to transfer onto the chair surface without help, using MTI's low entry height chairs and transfer support.



ADA

Compliant with All ADA Regulations5



Control

Foot Control with Sealed Membrane for Cleaning and Disinfecting



Extension

Power Footrest Extends 11" for Taller Patients



Hassle Free

Maintenance-Free Joints. No Lubricating Pivot Joints... EVER!



Hibernate

After 60 Minutes Chair Sleeps to Save Energy



Home

ADA Compliant Home and Programmable Home Positions



Memory

4 Dynamic User-Programmable Buttons



Movement

Removable Slide Back Patient Arms Compensate with Backrest Movement



Safety

Smart Safety™ Technology Helps Keep the Chair in Safe Positions



Soft Start

Technology Providing Smooth Start and Stop Movements



Speed

Ultra Quiet Low Voltage DC Motors Provide Speed and Power



Swivel

Auto-Lock and Lock/Unlock Electronic Swivel Settings (Optional)



Universal

Universal Power Supply for 100-240 Volt Applications (VAC)



Upholstery

Quick Installation and Removable for Easy Cleaning and Replacement

529 & 529W models are compliant w/regulation 36 CFR Part 1195 Standards for Accessible Medical Diagnostic Equipment and 2010 ADA Standards for Accessible Design when used with optional transfer support. The 528/529/529W chairs are listed to the following standards: IEC 60601-1:2005 Ed.3+A1;C1:2014, AAMI ES60601-1:2005+A1, CSA C22.2#60601 Ed.3, IEC 60601-1-2:2014 Ed.4

Standard Features



Low Voltage Motors: power lift, back, tilt, and footrest extension

Height: 529/529W - 18.75"-39"; 528 - 21"
(529 swivel base - 18.75-37")

Length: 74.5" plus an additional 11" power footrest extension = 85.5"

Seat Width: 528/529 - 24"; 529W - 30"

Backrest: integrated headrest, tapered

Base: standard or swivel (333°)

Patient Capacity: 528/529 - 725 lb
529W - 850 lb

Controls: foot control with optional foot section mounted hand control

Programmable Buttons: 4 dynamic user-programmable buttons

Home Button: ADA compliant home and user-programmable home positions

Headrest: integrated into backrest

Patient Arms: slide-back, floating and removable

Leveling Glides: adjustable and built-in

G2 Accessories: plug and play accessories

Patents: 10632037, 7862123, 8480172, 9125495, 9782319
Additional Patents Pending



Ultra quiet DC motors are 30% faster and at a 725 lb patient rating (850 lb on the 529W), the 529 Series Chairs have an unmatched patient capacity.



Foot control with sealed membrane for easy cleaning and disinfecting.



The removable scuff cover comes standard on each 529 Series Chair.




ADA compliant 18.75" entry height on 529 and 529W (21" entry height on 528), all with power footrest extension.

Point of Care

The MTI 529 Series Podiatry/Wound Care Chairs have an exclusive industry first powered extendable foot section with an ergonomic design providing increased efficiency with reduced movements for the best delivery of care and patient outcomes.

Extend the foot section 11" hands free with the use of the four programmable buttons, the footrest extension button on the foot control, or use the membrane buttons on each side of the foot section for the optimal point of care position and patient comfort.



Aseptic Design



The most aseptic and ergonomic design yet with a seamless wrap-around stainless steel debris tray, covered glides and a sealed membrane foot control leave no gaps or areas for contamination to collect. Simply remove the debris tray for a quick and efficient cleaning.

A simple ultra strong slide mechanism rated at an industry leading 150 lb of weight are designed to last the stress of a busy practice and eliminates the traditional problematic ball bearing slides.

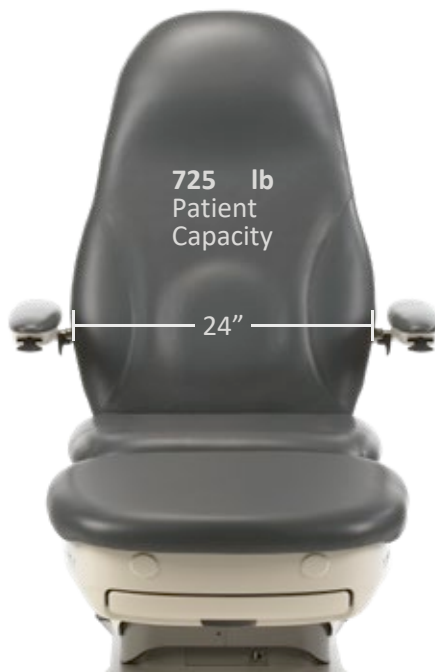
Model Comparison



	528	529	529W
Power Functions	3 - Back, Tilt, Foot Ext.	4 - Lift, Back, Tilt, Foot Ext.	4 - Lift, Back, Tilt, Foot Ext.
Programming	4 Program Buttons, Programmable Home & Factory Home	4 Program Buttons, Programmable Home & ADA Compliant Home	4 Program Buttons, Programmable Home & ADA Compliant Home
Patient Capacity	725 lb	725 lb	850 lb
Seat Width	24"	24"	30"
Seat Entry - Extension Height	21" (No Lift)	18.75-39" on Standard Base 18.75-37" on Swivel Base	18.75-39"
Base	Standard	Standard or Swivel	Standard
Standard Accessories	Programmable Foot Control and Slide-back Patient Arms	Programmable Foot Control and Slide-back Patient Arms	Programmable Foot Control and Slide-back Patient Arms
ADA Compliant	No	Yes ⁸	Yes ⁸

⁸ADA compliant when purchased with optional transfer support

528 and 529



529W



Accessories



Accessory Mount



Casters



Duplex Outlet



Exam Light
(Post mounted)



Hand Control
(corded & removable)



IV Rod



Leg Wrapping Support



Leveling Glides, 2"



Mayo Tray



Paper Roll Holder
18-21"
Adjustable



Power Cord, 3'




Procedure Table,
Hand/Forearm



Restraint Strap, Body



Transfer Support



Vision Block

Seamless Upholstery

MTI's Premium Upholstery, both aesthetically pleasing and durable, complements any space.



Premium Colors




Taupe
215




Gunmetal
218



Mocha
237




Blue Ridge
221




Midnight Blue
239



Burgundy
238



Black
217



Slate
250



Dove
241

Designer Upholstery

MTI's Ultraleather® Upholstery, a soft and supple PVC free material, is designed to delight while defining the ultimate in luxury.



Ultraleather® Colors



Arctic
242




Papyrus
223



Pine Cone
243



Diplomat Blue
236



Raven Wing
225



Garnet
244



Schooner
226



Dove Grey
245



Silver Pearl
246



Geceg Surgical

Empowering Healthcare, Enhancing Lives

**Authorized Distributor for sales, service, and support,
Contact US :+1 (317) 804-1810**

3Geceg Surgical, LLC
14287 Carlow Run, Carmel, IN 46074 | USA |
• Email: Gabe@gecegsurgical.com